


Elementary Crafts Day 2



DAY 2 CRAFT

WHAT YOU NEED: “Thaumatrope Pictures” Activity Pages; colorful pens, crayons, and/or markers; dowel rods, gray tissue paper, tape, glue sticks, sand, scissors

WHAT YOU DO:

- Give each kid a set of Activity Pages and a piece of tissue paper and have them decorate their pictures:
- Tear small pieces of gray tissue paper, roll them into tight balls, and glue them to the bottom of the A1 and A2 circles.
- Glue sand along the bottom of the B1 and B2 circles.
- Color the other parts of the pictures.
- Have kids to cut out their four pictures.
- Show kids how to tape one end of the dowel rod to the back of A1 and the other end of the dowel rod to the back of B1.
- Help them glue the back of A2 to the back of A1. Repeat with B2 and B1.
- Tell kids to place the middle of the rod between their hands and then rub their hands back and forth to make it spin. They should be able to see the wise man’s house sitting on the rock and the foolish man’s house falling on the sand as the craft moves.



WHAT YOU SAY:

“What was Jesus trying to teach us through the parable of the wise man and the foolish man? Jesus was saying that the wise man is the one who listens to Jesus’ words and obeys them. The Bible says that God is the source of all wisdom. Foolishness is the opposite of this. Jesus’ parable encourages us to choose to be wise and build our lives on His teachings. Let’s say our Bottom Line together.

[Bottom Line] You can HEAR from God.”

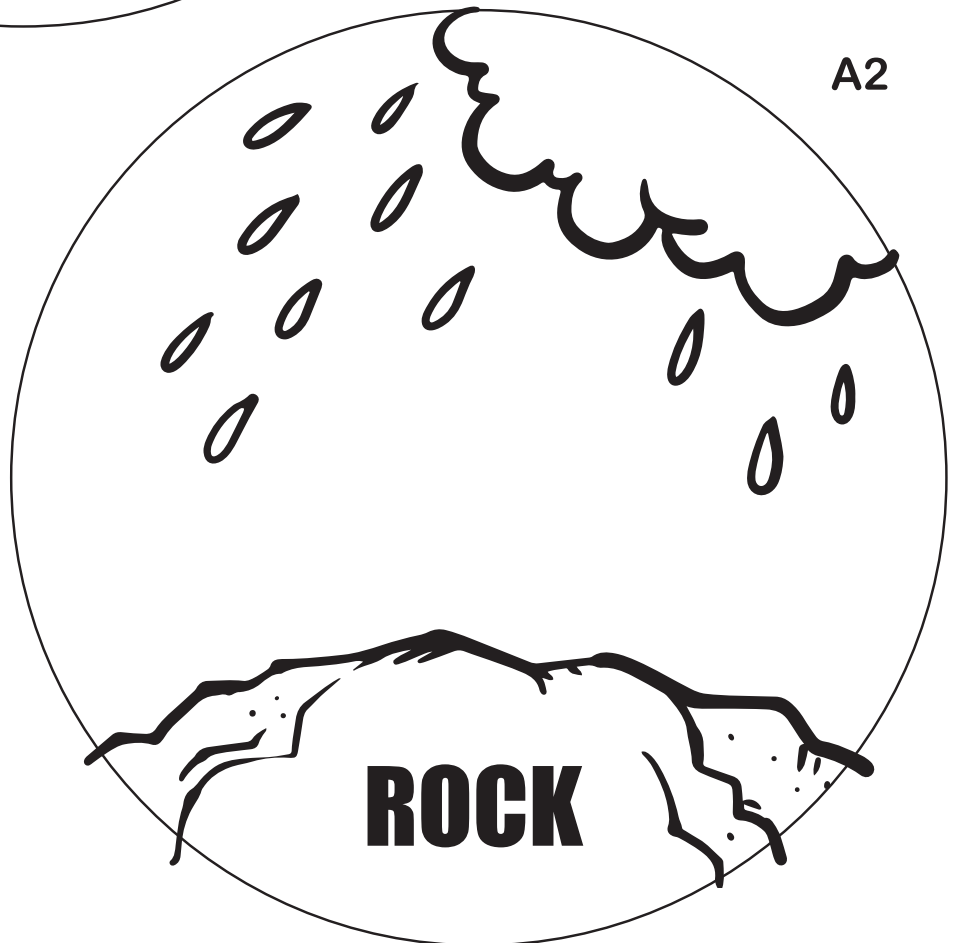


A1

The wise
man built his
house on the
ROCK.



A2



What to Do:


Print on heavy cardstock. Provide one copy of each page for each kid.

Thaumatrope Pictures

VBS, DAY 2, Crafts

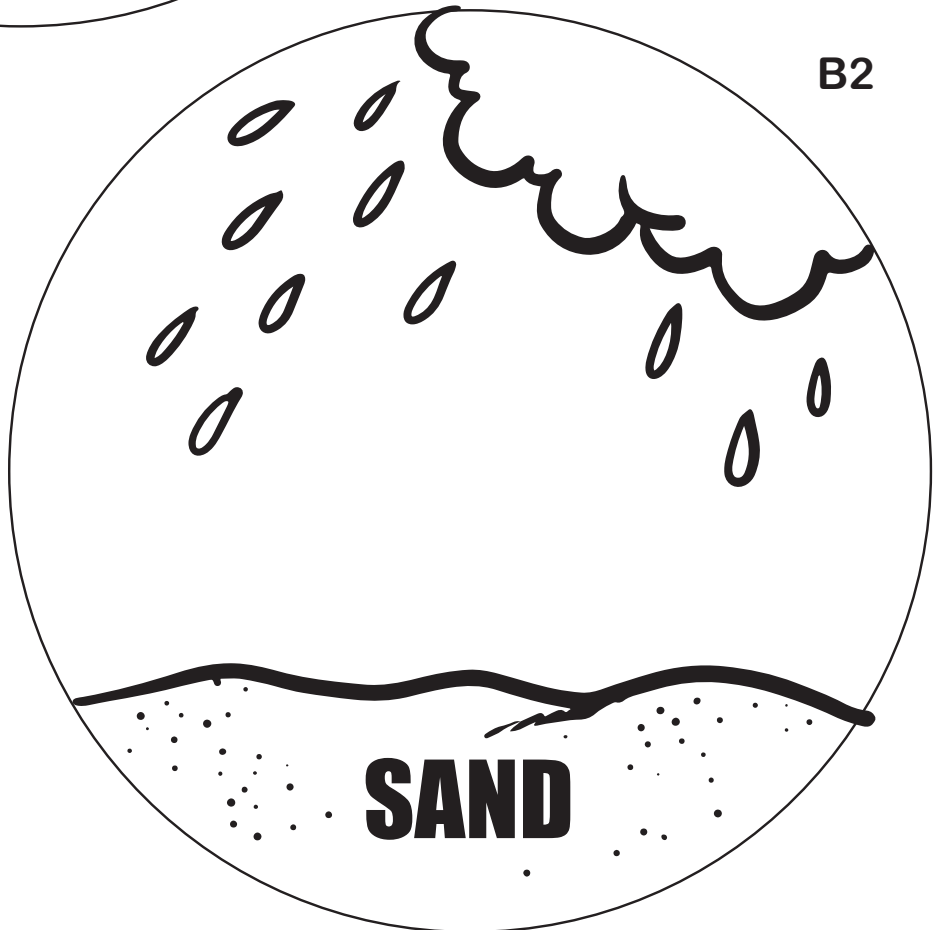
©2019 The reThink Group, Inc. All rights reserved.

B1



The foolish
man built his
house on the
SAND.

B2




What to Do:

Print on heavy cardstock. Provide one copy of each page for each kid.

Thaumatrope Pictures

VBS, DAY 2, Crafts

©2019 The reThink Group, Inc. All rights reserved.



Elementary Activities Day 2

BIBLE STORY

The Wise and Foolish Builders
Matthew 7:24-27

MEMORY VERSE

"Let us keep looking to Jesus. He is the one who started this journey of faith. And he is the one who completes the journey of faith."
Hebrews 12:2a, NIV

BOTTOM LINE

You can HEAR from God.

1. DING DONG

WHAT YOU NEED: metal spoons, string or yarn, craft sticks

WHAT YOU DO:

- Tell one kid to hold the spoon in his hand, and instruct everyone in the group to try tapping the spoon with a craft stick.
- Encourage kids to listen closely to the sound they hear.
- Have one person double a length of string and tie the spoon in the middle. Wrap each end of the string around each index finger (just a couple times), let the spoon hang from the strings, and plug their ears with the fingers holding the string ends.
- Direct others who aren't holding the strings to gently strike the hanging spoon with a craft stick.
- Ask them:
 - How is the sound different from when you tapped the spoon when it wasn't on the string?
 - What happens to the sound when you change the spoon size?
 - What if you shorten the string by grabbing it closer to the spoon?
 - What if you strike the spoon with a different object?

WHAT YOU SAY:

"Just like you hear the sound as it travels up the string to our ears, **you can HEAR from God**, too. Reading the Bible is one way we can hear from God. What if you had a question about something you read in the Bible? You could talk to someone you know is a follower of Jesus and ask them to help you understand what God is saying. Sometimes **you can HEAR from God** when you talk to other people who know Him.

"Yesterday we talked about how creation points us to God. **you can HEAR from God** when you take a closer look at what God has created; you can hear how much God loves you by the things He created to take care of you and by the things He created for you to enjoy. What are some examples of those things? (Give kids a few moments to respond and share.) God wants you to know Him, and He gives you many ways to hear what He has to say."

[Make It Personal] (Share a way you hear from God. Maybe you hear God as you do a daily devotion each morning or memorize verses. Or maybe you have a friend who is a follower of Jesus and you hear God when you pray for each other and help each other know God's Word better.)

BIBLE STORY

The Wise and Foolish Builders
Matthew 7:24-27

MEMORY VERSE

"Let us keep looking to Jesus. He is the one who started this journey of faith. And he is the one who completes the journey of faith."
Hebrews 12:2a, NIV

BOTTOM LINE

You can HEAR from God.

2. VERSE TO TAKE WITH YOU

WHAT YOU NEED: Bible, ping-pong ball, hair dryer, extension cord (if needed)

WHAT YOU DO:

- Look up Hebrews 12:2 in a Bible.
- Read the verse together.
NOTE: Try this experiment ahead of time to work out any bugs.
- With a hair dryer set on the cool setting, turn it up to high. Point the hair dryer toward the ceiling and carefully put the ping-pong ball into the air stream. When done correctly, the ball will float in mid-air.
- Look up <https://www.youtube.com/watch?v=V2deFgyj3XQ> or similar YouTube® videos by searching "how to float a ping-pong ball on air."
- Demonstrate how to use the hair dryer (cool setting only) to keep the ball afloat in midair.
- Pass the hair dryer around while still keeping the ball floating in the air.
- Challenge kids to keep the ball afloat as you guide them in reciting Hebrews 12:2 and then, without dropping the ball, pass the hair dryer to the next kid who will also say the verse.
- Continue around the circle until everyone has said the verse.

WHAT YOU SAY:

"God sent Jesus to make a way for us to have a relationship with God forever. So, in Hebrews 12:2, Let us keep looking to Jesus is a way to say we can keep looking to know God."

BIBLE STORY

The Wise and Foolish Builders
Matthew 7:24-27

MEMORY VERSE

"Let us keep looking to Jesus. He is the one who started this journey of faith. And he is the one who completes the journey of faith."
Hebrews 12:2a, NIV

BOTTOM LINE

You can HEAR from God.

PRAYER

WHAT YOU NEED: Focus Notebooks (with 3D glasses) OR index cards; markers

WHAT YOU DO:

- Ask kids to write on the top of page seven (or on the top of their index cards), "God, I HEAR You when . . ." Note: If you have younger kids, you can pre-write it for them, or quickly write it for them in the moment.
- Encourage kids to finish the sentence with a way they can hear from God.
- Give kids the freedom to use words or drawings to finish the sentence.
- If time allows, challenge kids to write (in their Focus Notebook) a prayer to God asking for help to hear what He has to say.

WHAT YOU SAY:

"What are some of the ways **you can HEAR from God?** (Allow kids to answer. Be prepared to offer an example or two, such as: through the Bible, from the stories of Jesus, by focusing on what God has created). Let's pray and thank God for all the ways He communicates with us.

"God, You are everywhere! You are with us no matter what! You want us to know You! You are communicating to us through the Bible and the stories of Jesus. Even the sounds around us point to Your creativity—the singing of the birds, the crashing of waves, the barking of a dog. Thank You for listening to us, and thank You for (fill in here with some examples of ways kids said they hear from God). We love You! Amen!"